



## YOUR GUIDE TO USING SLACK AT A BOU VIRTUAL CONFERENCE



### Why Slack



Sign in



Set up your profile



See other participants



Conference channels



Q&A using thread replies



Direct messaging



Notifications



Use huddles in Slack



- ✎ Slack is a commonly used messaging app
- ✎ More organised way of communicating compared to Zoom
  - ✎ Using "**channels**" on specific topics
  - ✎ Using "**reply in thread**" to keep the discussion structured
- ✎ Use it as a way to ask for any help from organisers
- ✎ See profiles of other participants, network
- ✎ Check online posters
- ✎ Engage in follow-up Q&As and discussions with speakers
- ✎ Share any news with the community



## YOUR GUIDE TO USING SLACK AT A BOU VIRTUAL CONFERENCE

- Why Slack
- Sign in**
- Set up your profile
- See other participants
- Conference channels
- Q&A using thread replies
- Direct messaging
- Notifications
- Use huddles in Slack



- Click on the **provided link** or **QR code** to join the conference workspace

*\*Slack could be open in the browser or in the app (on a phone too)*

The screenshot shows the Slack sign-in interface for a workspace named "BOUsci23 - Global Flyways". At the top, the Slack logo is visible. Below it, the workspace name is displayed in a large, bold, purple font. A subtitle reads "Slack is a messaging app that brings your whole team together." Below this, there is a row of profile icons for the workspace members, including BOU (Ondrej Belfin), Nicola Sockhill, and five other users. A message states "BOU (Ondrej Belfin), Nicola Sockhill and 5 others have already joined". Underneath, a suggestion says "We suggest using the email address that you use for work." There are three sign-in options: "Continue with Google", "Continue with Apple", and "Continue with email". On the right side of the screen, there is a large QR code for scanning.

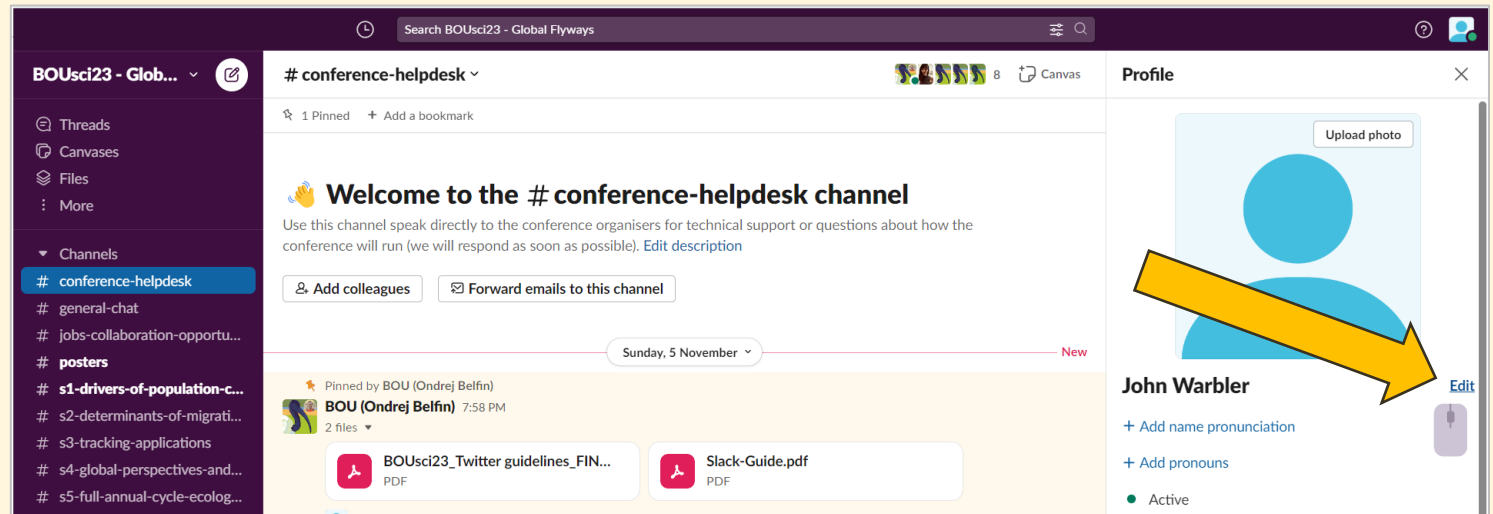
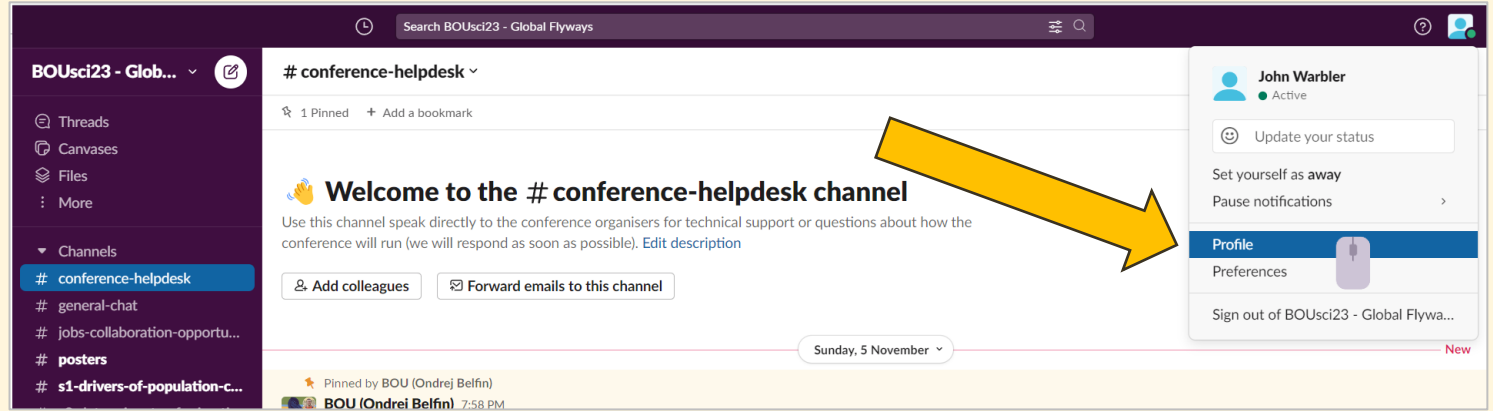
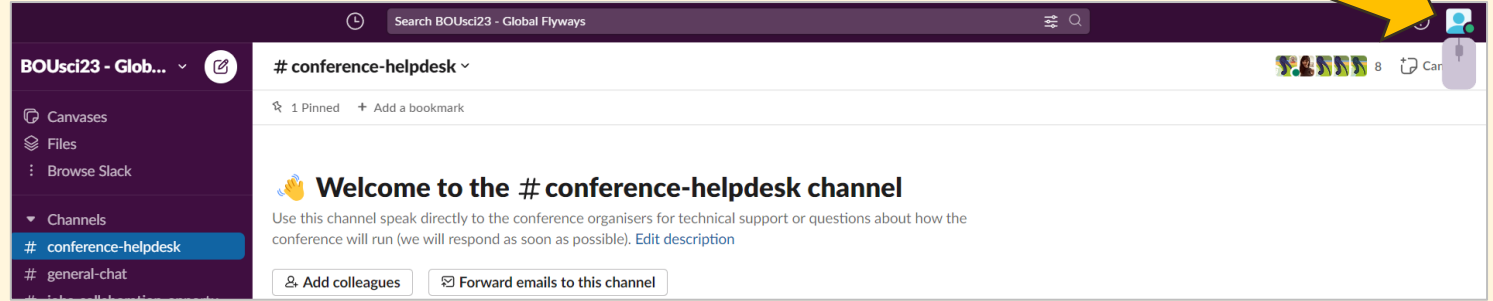


# YOUR GUIDE TO USING SLACK AT A BOU VIRTUAL CONFERENCE

- Why Slack
- Sign in
- Set up your profile**
- See other participants
- Conference channels
- Q&A using thread replies
- Direct messaging
- Notifications
- Use huddles in Slack












## STEP 1 Open profile settings



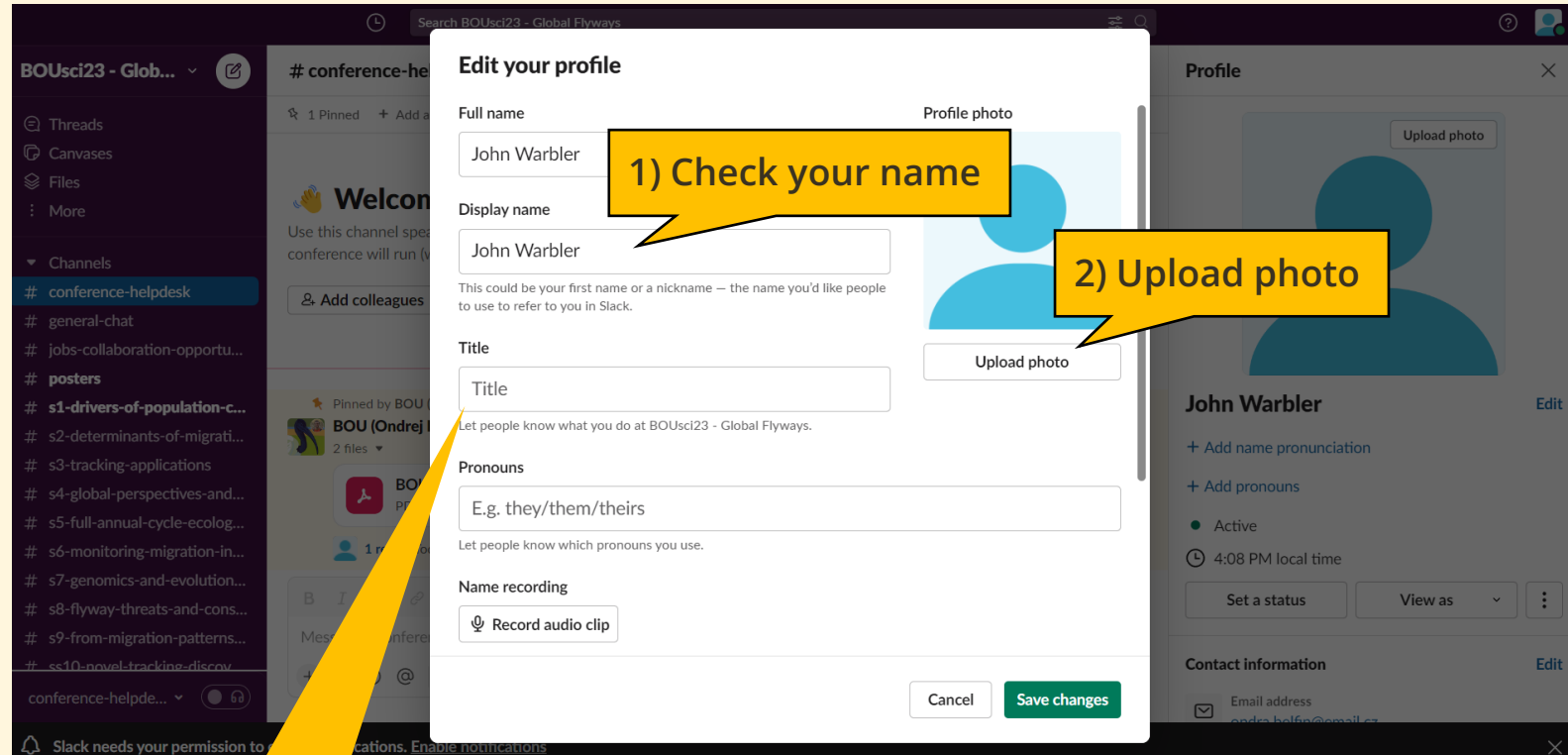


# YOUR GUIDE TO USING SLACK AT A BOU VIRTUAL CONFERENCE

-  Why Slack
-  Sign in
-  **Set up your profile**
-  See other participants
-  Conference channels
-  Q&A using thread replies
-  Direct messaging
-  Notifications
-  Use huddles in Slack









## STEP 2 Update your profile details



- 3) Update your "Title" – what do you do?
  - a) Use one of the predefined emojis if you want
  - b) Add info about your work/studies, species

e.g. 🙋 🐣 | PhD Student – migration of warblers, University of Colorado

-  First BOU conference
-  Student
-  Open to work
-  Looking to make connections
-  Presenting
-  Listening

Copy/paste 🐣 🎓 🙋 🤝 🎤 🎧



# YOUR GUIDE TO USING SLACK AT A BOU VIRTUAL CONFERENCE

- Why Slack
- Sign in
- Set up your profile
- See other participants**
- Conference channels
- Q&A using thread replies
- Direct messaging
- Notifications
- Use huddles in Slack



See other participants and what they do

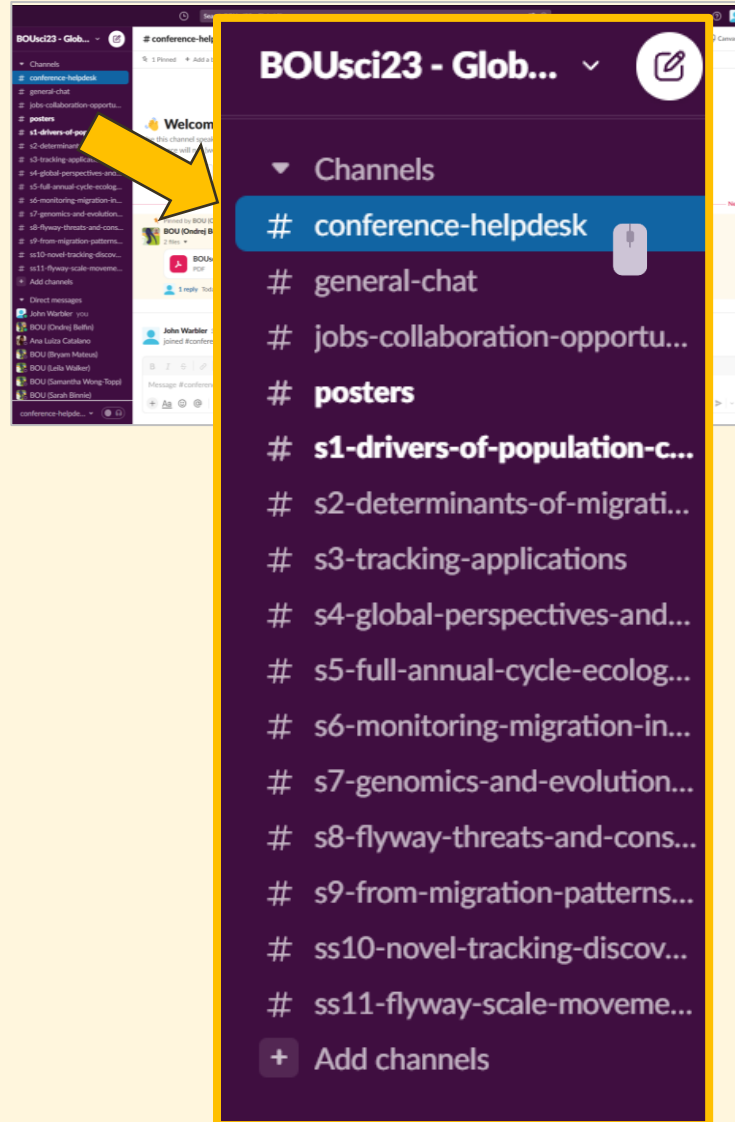
The screenshot shows a Slack workspace for 'BOUsci23 - Global Flyways'. The channel is '# conference-helpdesk'. A yellow arrow points to the top right corner where a 'View all members' tooltip is visible. A modal window is open, displaying the 'Members 8' list for the channel. The members listed are:

- Ana Luiza Catalano (Channel manager)
- BOU (Bryam Mateus)
- BOU (Leila Walker)
- BOU (Ondrej Belfin) (Channel manager)
- BOU (Samantha Wong-Topp)
- BOU (Sarah Binnie)
- John Warbler (you)




## YOUR GUIDE TO USING SLACK AT A BOU VIRTUAL CONFERENCE

- Why Slack
- Sign in
- Set up your profile
- See other participants
- Conference channels**
  - Q&A using thread replies
  - Direct messaging
  - Notifications
  - Use huddles in Slack



TIP: You can draw the attention of specific attendees to a channel or message by tagging them with a @  
e.g. "@JohnWarbler- This conference is great!"

- #conference-helpdesk** – use this to speak directly to the conference organisers for technical support or questions about how the conference will run (we will respond as soon as possible)
- #general-chat** – use this channel for open communication and discussion with all attendees signed into Slack during the conference.
- #jobs-collaboration-opportunities** –  do you have an open position? Are you looking for collaborators for a project, or are you looking for new job opportunities? Use this channel to share anything related to the conference theme.
- #posters** – list of posters sorted according to programme. Use "Reply in thread" to ask presenters any questions.
- #sX-...** – use these channels to find answers to unanswered questions for a given talk or use them to ask questions after each session

### Open new "topic\_..." channels

- #topic\_...** – these are channels where specific topics can be discussed. All attendees can set up their own topic channels, but please start the name of the channel with this prefix.



# YOUR GUIDE TO USING SLACK AT A BOU VIRTUAL CONFERENCE

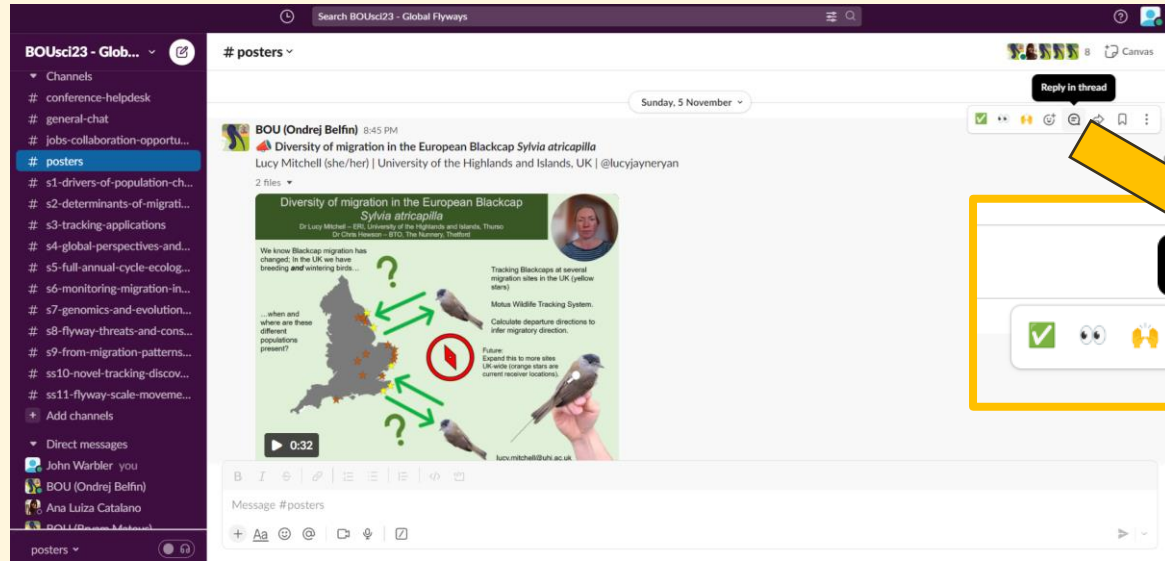
- Why Slack
- Sign in
- Set up your profile
- See other participants
- Conference channels

## Q&A using thread replies

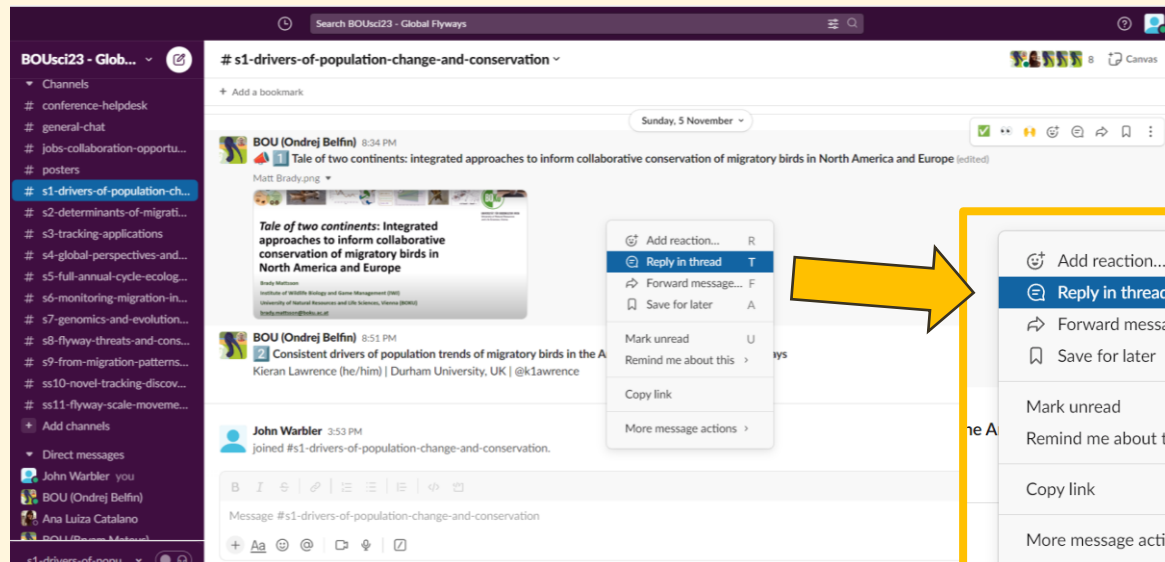
- Direct messaging
- Notifications
- Use huddles in Slack



**Threads** help us to create organised discussions around specific messages. They let us discuss a topic in more detail without adding clutter to a channel or direct message conversation (**more about threads**).



**Option 1** Use a sidebar with "Reply in thread"

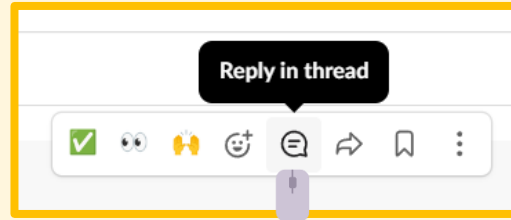


**Option 2** Right-click on the message and choose "Reply in thread"



# YOUR GUIDE TO USING SLACK AT A BOU VIRTUAL CONFERENCE

- Why Slack
- Sign in
- Set up your profile
- See other participants
- Conference channels
- Q&A using thread replies**
- Direct messaging
- Notifications
- Use huddles in Slack



Thread window opens on the side

Close










The screenshot shows a Slack channel named '# posters'. A post from BOU (Ondrej Belfin) at 8:45 PM is visible, containing a video and a poster titled 'Diversity of migration in the European Blackcap *Sylvia atricapilla*'. The poster includes text about migration changes in the UK, tracking methods, and future plans. A thread window is open on the right side of the channel, displaying the video and poster content. A message 'Great work! I have a question xxx' is being typed in the thread's input field. The thread window has a 'Close' button in the top right corner.

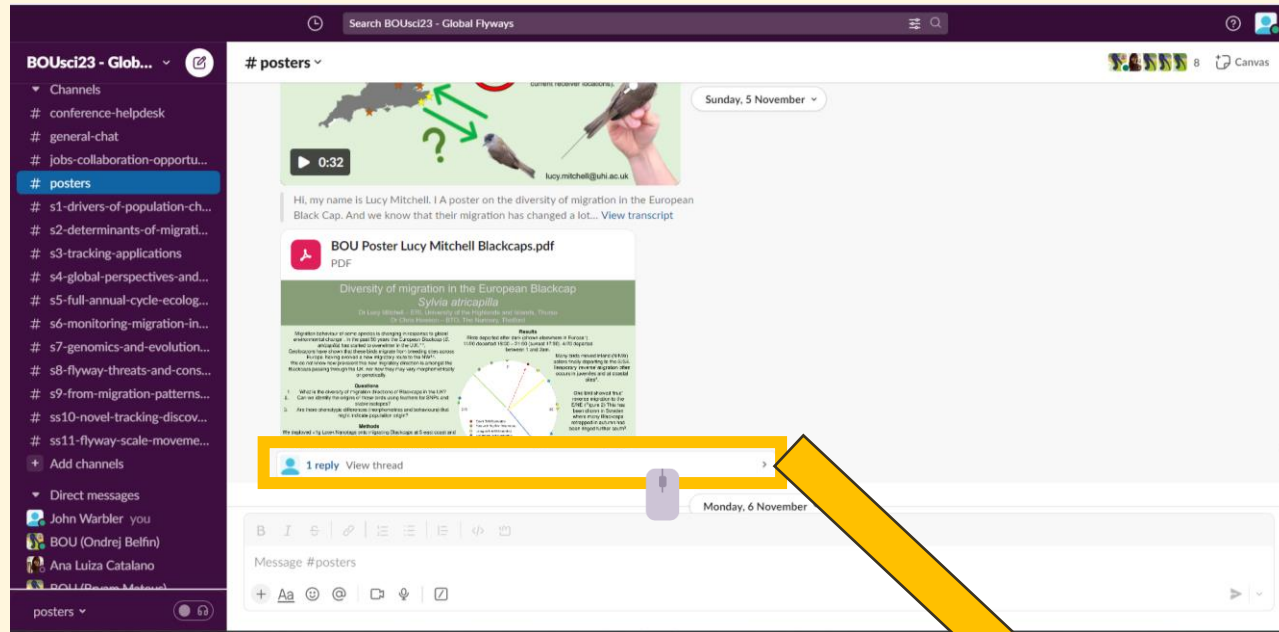
Add you message



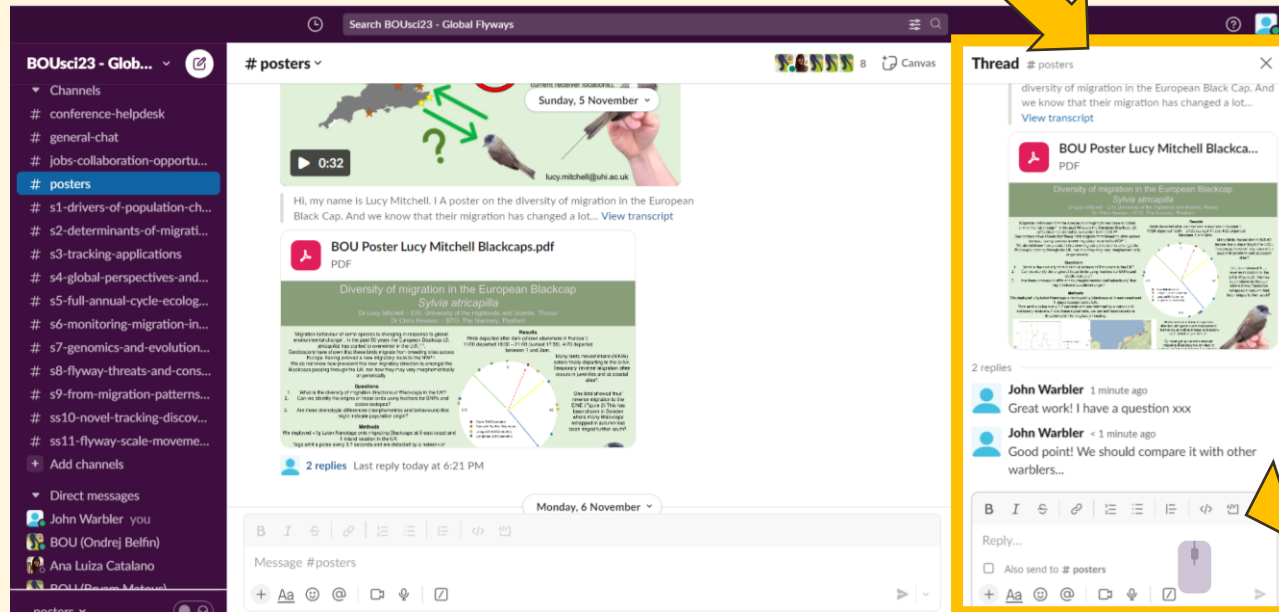


# YOUR GUIDE TO USING SLACK AT A BOU VIRTUAL CONFERENCE

-  Why Slack
-  Sign in
-  Set up your profile
-  See other participants
-  Conference channels
-  **Q&A using thread replies**
-  Direct messaging
-  Notifications
-  Use huddles in Slack



View replies in the thread



Join the conversation if you want

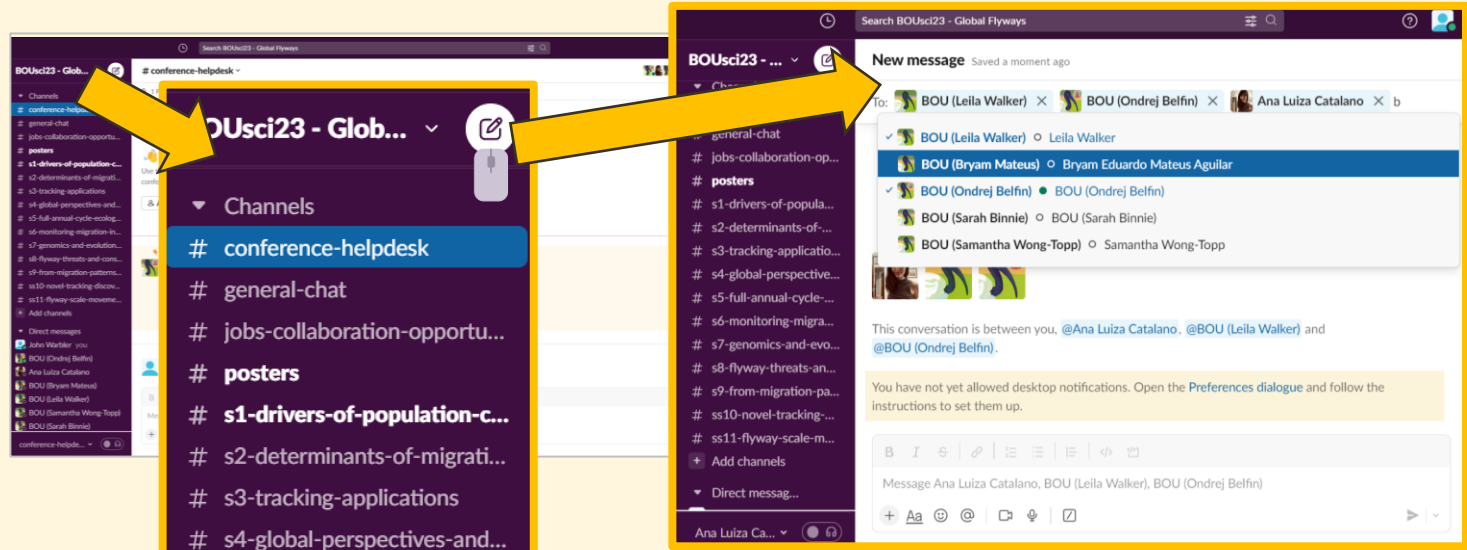


# YOUR GUIDE TO USING SLACK AT A BOU VIRTUAL CONFERENCE

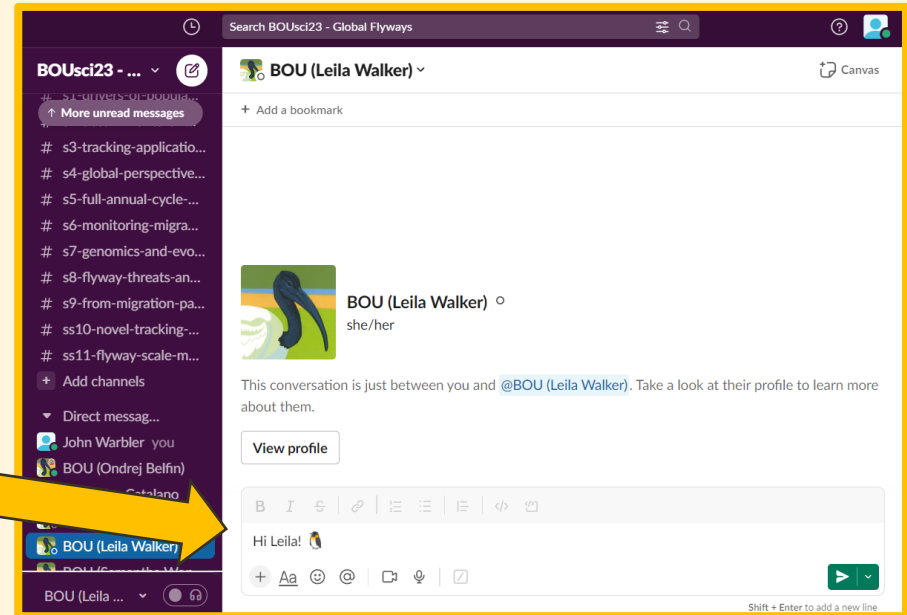
- Why Slack
- Sign in
- Set up your profile
- See other participants
- Conference channels
- Q&A using thread replies
- Direct messaging**
- Notifications
- Use huddles in Slack



## Option 1 Search for a person or create a private group



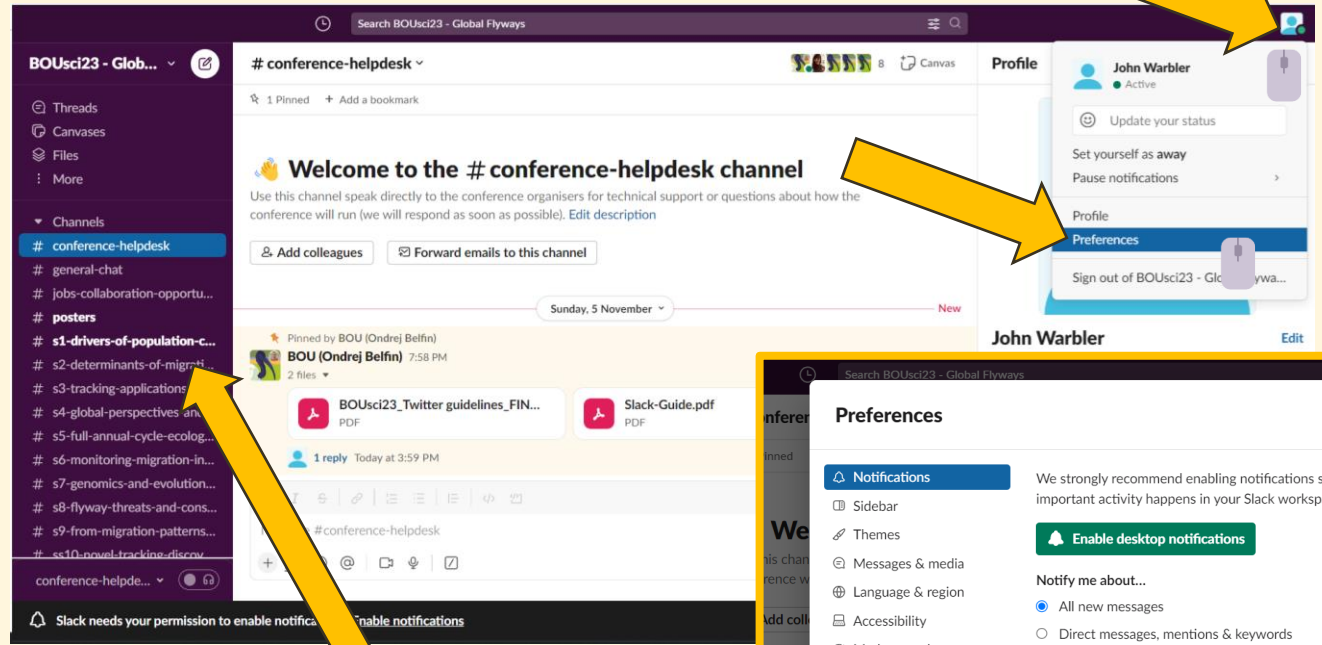
## Option 2 Just click on the attendee's name on the left-hand side



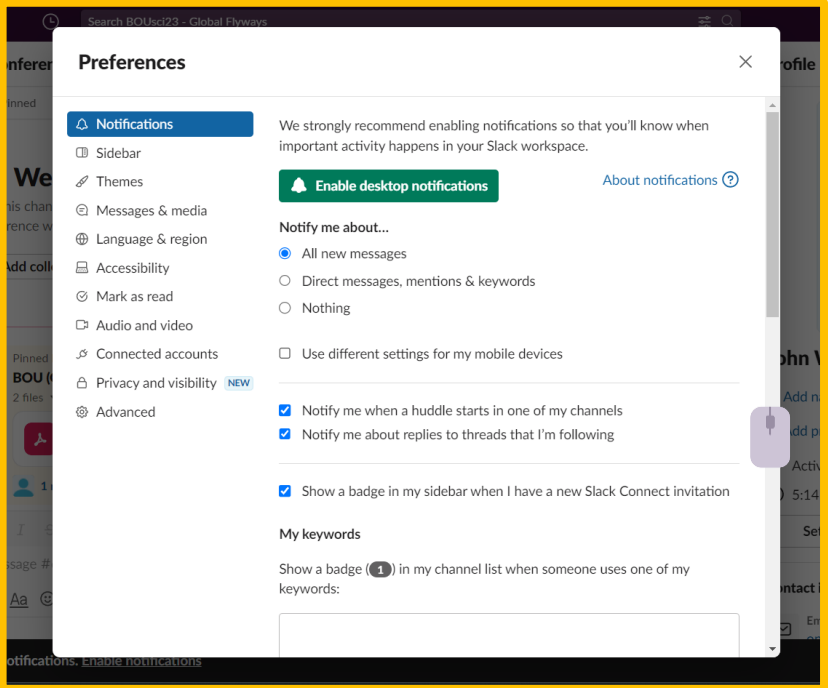


# YOUR GUIDE TO USING SLACK AT A BOU VIRTUAL CONFERENCE

- Why Slack
- Sign in
- Set up your profile
- See other participants
- Conference channels
- Q&A using thread replies
- Direct messaging
- Notifications**
- Use huddles in Slack



Open preferences



- When there is anything new on a topic, the channel name will appear bold in the sidebar.
- Notifications in Slack are different from email or other tools that you may be used too.
- More information on how to set up and specify how your notifications work is available [here](#).



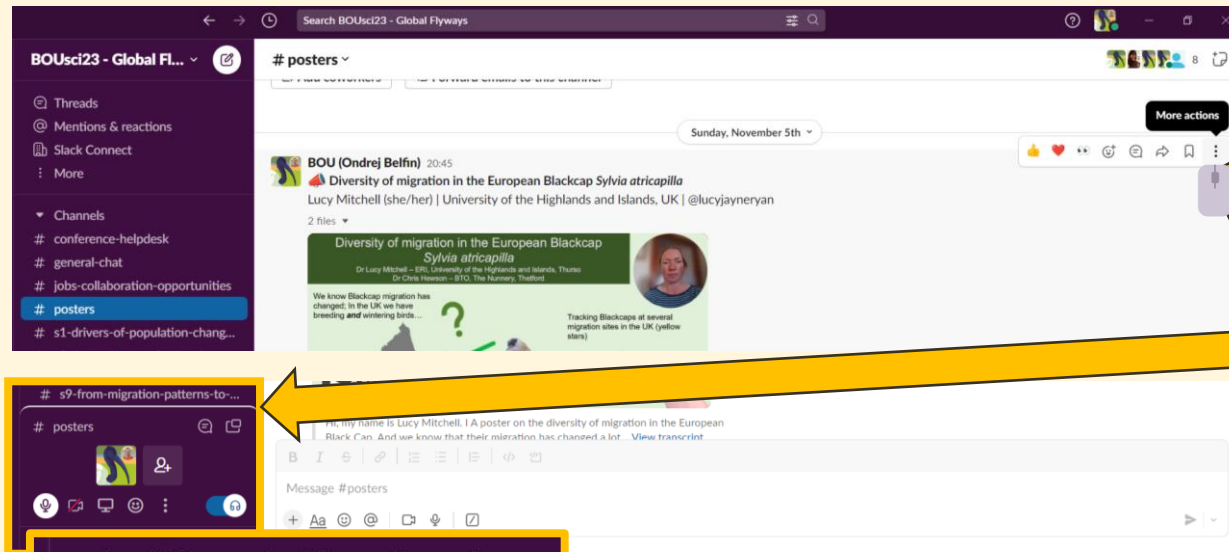
# YOUR GUIDE TO USING SLACK AT A BOU VIRTUAL CONFERENCE

- 📄 Why Slack
- 📄 Sign in
- 📄 Set up your profile
- 📄 See other participants
- 📄 Conference channels
- 📄 Q&A using thread replies
- 📄 Direct messaging
- 📄 Notifications
- 📄 **Use huddles in Slack**

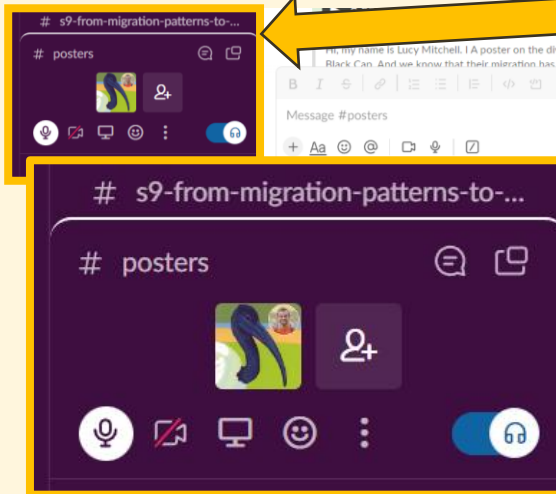
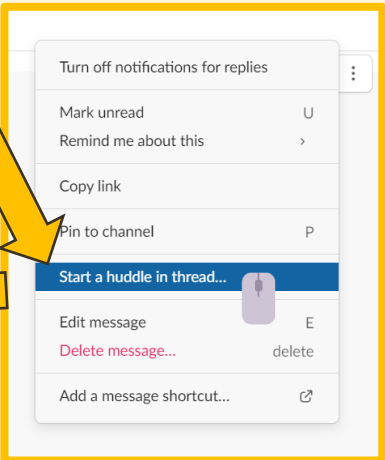


Create the quick, informal discussions you'd have at the conference right in Slack. You can start a **huddle** in any thread, channel or direct message (DM) to discuss things in real-time. More about huddles can be found [here](#).

- 🐦 Presenting poster? **Create a huddle** for people who might pass by! Passing by? **Join!**
- 🐦 Do you have an interesting question or topic to be discussed? Create a **huddle!**

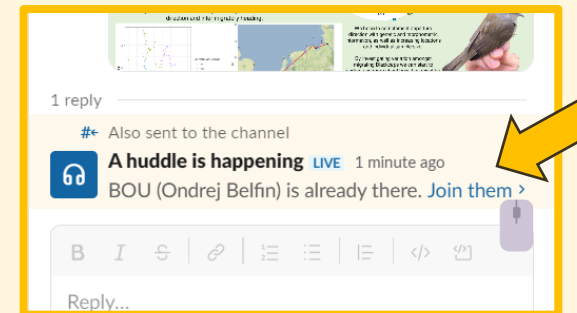


## Start a new huddle



Open in a new window

## Join ongoing huddle



Turn on/off mic/camera

Leave huddle